

Child Poverty in Rhode Island



Rhode Island KIDS COUNT
January 22, 2015

#ChildPovertyRI

Federal Poverty Threshold

In 2013, the official *federal poverty threshold* was:

- \$18,769 for a family of 3 with 2 children
- \$23,624 for a family of 4 with 2 children



Other Measures of Poverty

- Supplemental Poverty Measure
- Federal Poverty Guidelines
- Rhode Island Standard of Need



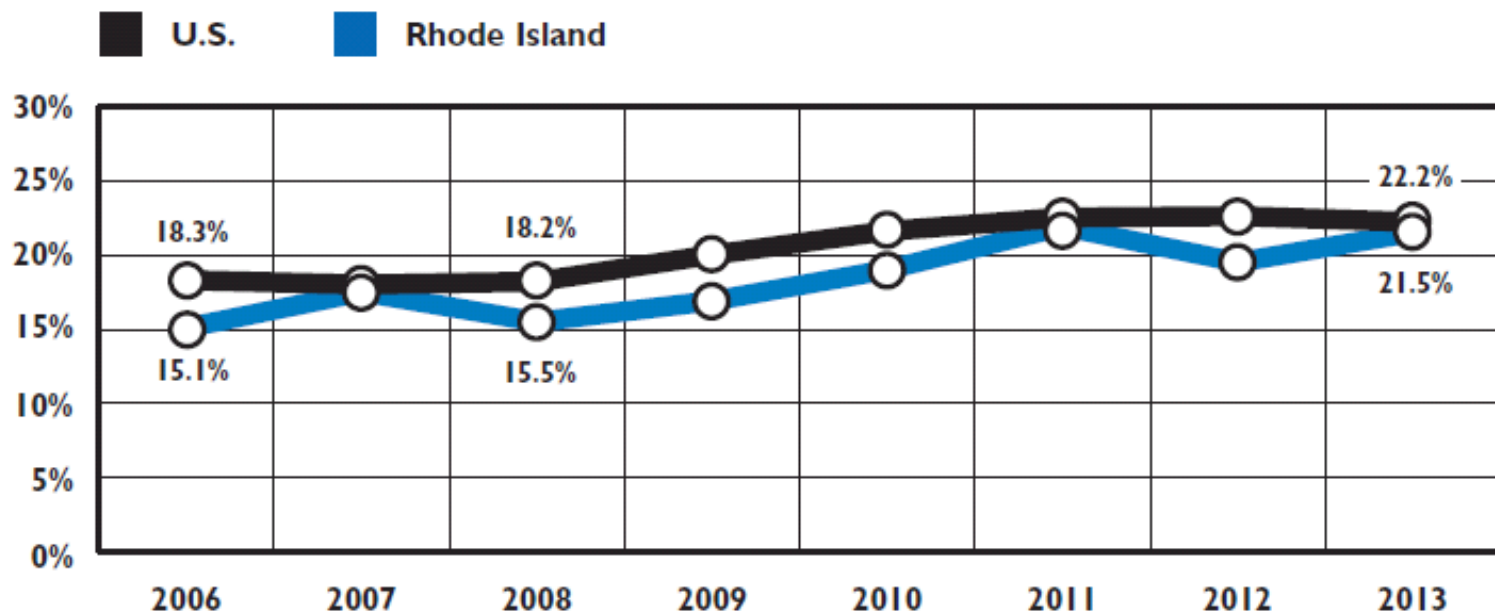
Children in Poverty: A Population at Risk

More likely to:

- Have physical and behavioral health problems
- Live in households that don't have enough food
- Have difficulty in school
- Become teen parents
- Earn less as adults
- Be unemployed as adults
- Fall below the poverty line at last once later in their lives

Child Poverty and the Recession

Children in Poverty, U.S. and Rhode Island, 2006-2013



Source: U.S. Census Bureau, American Community Survey, 2006-2013. Table R1704.

Rhode Island Has Highest Child Poverty Rate in New England

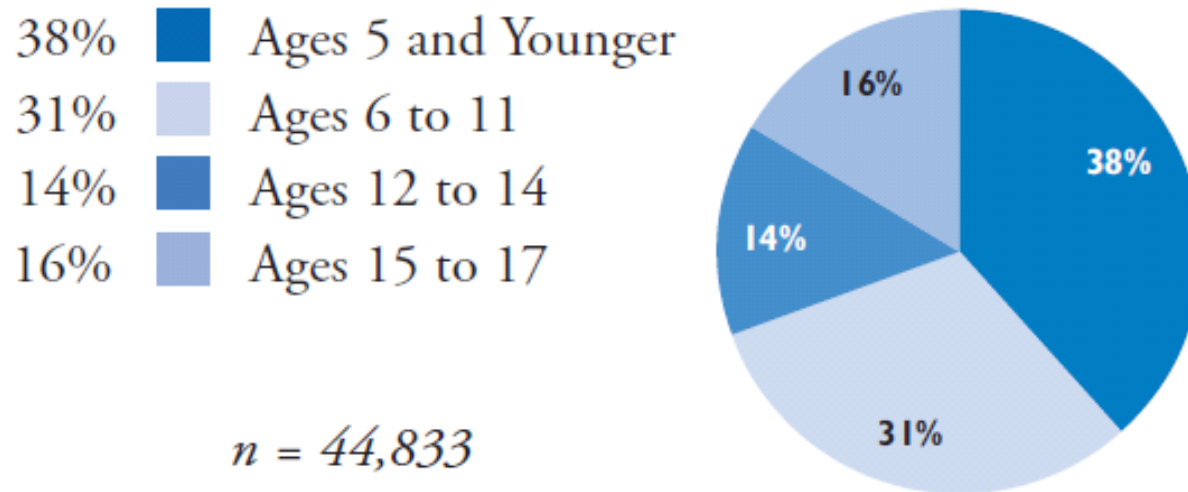
Children in Poverty, New England, 2013

STATE	PERCENTAGE OF CHILDREN LIVING IN POVERTY
Connecticut	14.5%
Maine	17.7%
Massachusetts	16.3%
New Hampshire	10.2%
Rhode Island	21.5%
Vermont	15.3%

Source: U.S. Census Bureau, American Community Survey, 2013. Table R1704.

Rhode Island's Poor Children, 2011-2013

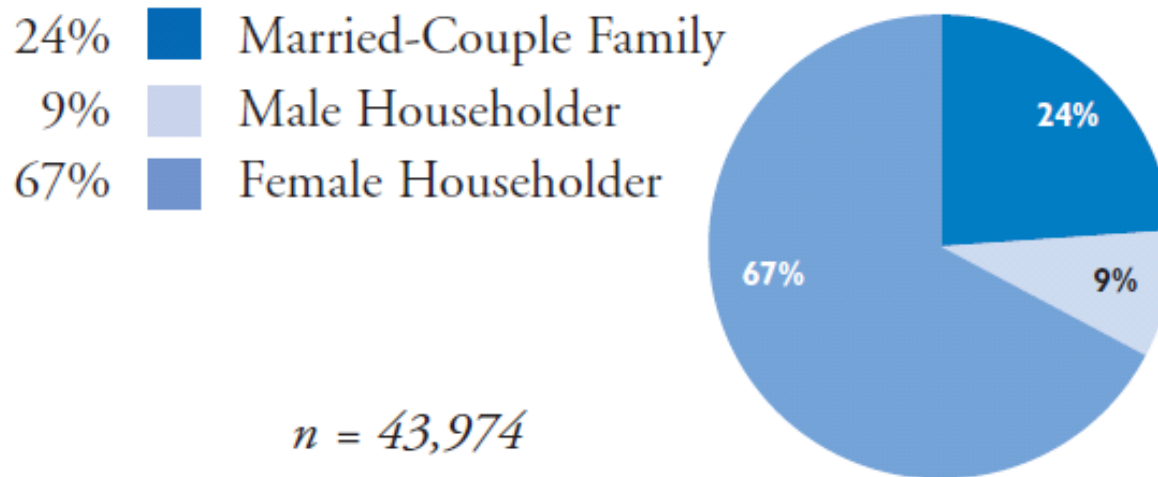
By Age



- Both nationally and in Rhode Island, young children are more likely to be poor.

Rhode Island's Poor Children, 2011-2013

By Family Structure*



*Only includes related children living in households.

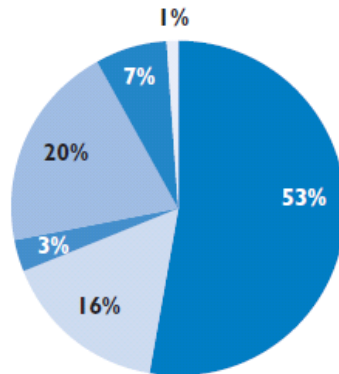
- Children in single-parent families are more likely to live in poverty than those in two-parent families.

Rhode Island's Poor Children, 2011-2013

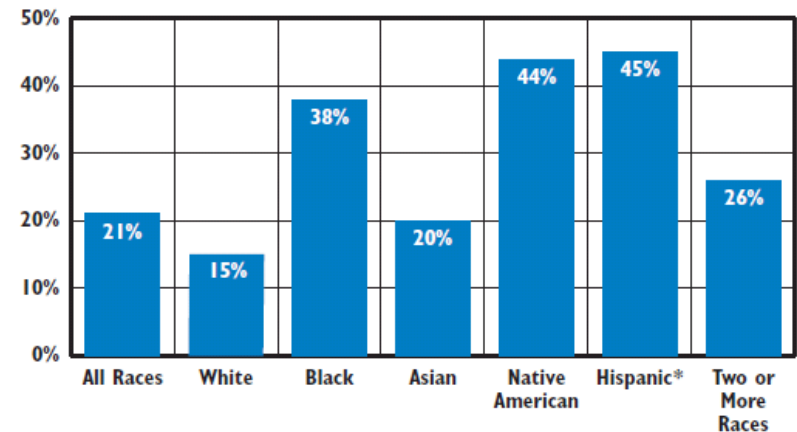
By Race
Percentage of all poor children

53% White
16% Black
3% Asian
20% Some Other Race
7% Two or More Races
1% Native American

n = 44,833



**Percentage of all Children
of a Specified Race/Ethnicity**



- While half of all poor children in Rhode Island are White, minority children are much more likely to be living in poverty.

Children Living in Poverty, 2009-2013

Higher Margins of Error

Lower Margins of Error

	N	%	N	%
Central Falls	2,334	41.1%		
Pawtucket			4,550	28.9%
Providence			16,049	39.7%
Woonsocket	4,222	42.8%		
Four Core Cities			27,155	37.9%
Remainder of the State			15,092	10.4%
Rhode Island			42,247	19.5%

- There are children living in poverty in every community in Rhode Island, but in the four core cities, where almost two-thirds (64%) of children in poverty live, poverty rates are the highest.

The Effects of Poverty on Young Children

Adult Outcomes by Poverty Status Between the Prenatal Year and Age Five

	INCOME BELOW THE POVERTY LINE (MEAN OR %)	INCOME BETWEEN ONE AND TWO TIMES THE POVERTY LINE (MEAN OR %)	INCOME MORE THAN TWICE THE POVERTY LINE (MEAN OR %)
Completed schooling	11.8 yrs	12.7 yrs	14.0 yrs
Earnings (\$1,000)*	\$17.9	\$26.8	\$39.7
Annual work hours	1,512	1,839	1,963
Food Stamps*	\$896	\$337	\$70
Poor health	13%	13%	5%
Arrested (men only)	26%	21%	13%
Nonmarital birth (women only)	50%	28%	9%

Source: Duncan, G. J. & Magnuson, K. (Winter 2011). The long reach of child poverty. *Pathways: A magazine of poverty, inequality and social policy*, 22-27.

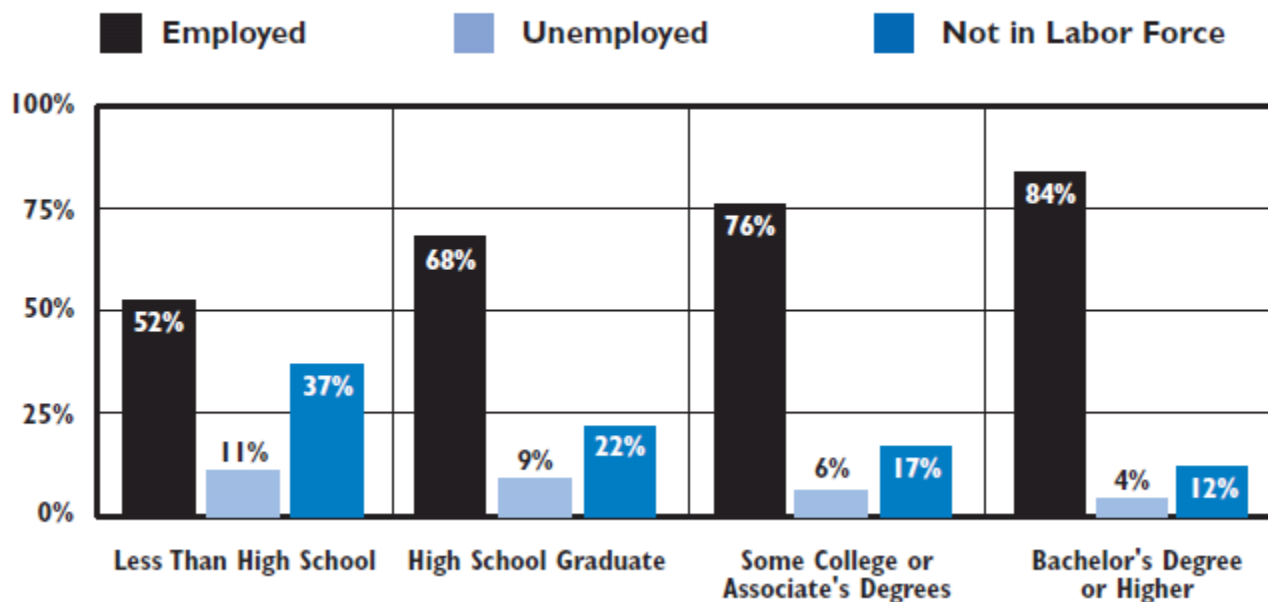
*Earnings and Food Stamp values are in 2005 dollars.

Early and Sustained Interventions Can Reduce the Effects of Poverty on Children

- **Targeted interventions** can improve outcomes and close gaps
- **Early interventions** are more effective than later interventions, but may not be enough
- Investing early AND **throughout a child's life** have larger and longer-lasting effects
- **Return on investment** expected

Improving Parental Education and Employment

Employment Status by Education Attainment, Rhode Island Adults, 2011-2013



- Adults with higher levels of education are more likely to be in the labor force and to be employed.

Educating Children in Poverty

Education Indicators of Success, Core Cities and Rhode Island, 2012-2013

CORE CITY	PERCENT OF 4TH GRADERS WITH READING PROFICIENCY	PERCENT OF 4TH GRADERS WITH MATH PROFICIENCY	HIGH SCHOOL# GRADUATION RATES	PERCENT OF SCHOOLS NOT SUBJECT TO STATE INTERVENTION
Central Falls	44%	42%	74%	25%
Pawtucket	62%	50%	75%	87%
Providence	52%	39%	71%	46%
Woonsocket	53%	50%	61%	100%
<i>Four Core Cities</i>	<i>54%</i>	<i>43%</i>	<i>71%</i>	<i>62%</i>
<i>Remainder of State</i>	<i>79%</i>	<i>71%</i>	<i>85%</i>	<i>99%</i>
<i>Rhode Island</i>	<i>71%</i>	<i>63%</i>	<i>80%</i>	<i>90%</i>

Sources: Rhode Island Department of Education, *New England Common Assessment Program (NECAP)*, October 2013. Rhode Island Department of Education, Class of 2013. Rhode Island Department of Education, 2012-2013.

State and Federal Programs Make a Difference

- RI Works
- Rite Care and Rite Share Health Coverage



State and Federal Programs Make a Difference

- Child Care Assistance
- Early Head Start and Head Start
- State Pre-Kindergarten



State and Federal Programs Make a Difference

- Nutrition Assistance Programs
- Child Support



State and Federal Programs Make a Difference

- LIHEAP
- Housing Vouchers



The Earned Income Tax Credit

Federal EITC

- Refundable federal income tax credit for low-income working families
- Nation's most effective antipoverty program

Rhode Island's State EITC


- Builds on the success of federal EITC
- 2014 legislation decreased state EITC from 25% to 10% of federal EITC and made it fully refundable

A Multi-Pronged Strategy for Addressing Child Poverty

Mitigate the negative effects of poverty on children by helping families meet their immediate needs.



Improve the education levels of our current workforce by providing access to GED attainment programs, post-secondary education, job training, literacy programs, and English-language programs.



Help children reach their full potential and improve the education of our future workforce by providing access to high-quality early education programs, improving high school graduation rates, and providing the academic, financial, and social supports needed to increase college enrollment and completion.

Recommendations

- **Work Supports, Income, and Financial Asset Building**
 - Improve access to work support programs.
 - Eliminate periodic time limit for RI Works.
 - Help RI Works parents successfully transition to work.
 - Help working poor families build financial assets.
 - Increase Rhode Island's EITC from 10% of federal EITC to 20%.
- **Health Coverage**
 - Ensure that access is affordable and comprehensive.
 - Maximize options available through the federal *Affordable Care Act*.
- **Housing**
 - Prioritize funds to build, rehabilitate, and subsidize long-term affordable housing.
 - Prevent homelessness by allocating resources to shelter diversion, rapid re-housing, and housing stabilization.
 - Invest in LIHEAP and protect families with young children from utility shut-offs.

Recommendations

- **Child Care and Early Education**

- ✓ Restore child care assistance eligibility back to 225% FPL.
- ✓ Absent full restoration, make Child Care Transition Program permanent and allow families to access additional hours for job training or education.
- ✓ Invest in high-quality early education, including Early Head Start, Head Start, State Pre-K, and full-day kindergarten.

- **Teen Pregnancy Prevention and Support**

- ✓ Improve access to health care services, including family planning, and comprehensive sex education for teens.
- ✓ Expand education and economic opportunities for vulnerable teens through multiple pathways to high school graduation, school-to-career options, and affordable post-secondary education.
- ✓ Invest in evidence-based home visiting programs.

Recommendations

- **Education**

- ✓ Focus on the importance of reading proficiently by the end of 3rd grade.
- ✓ Improve access to full-day kindergarten.
- ✓ Improve high school graduation rate by using data to identify students at risk of dropping out, providing individualized supports, improving school climate, creating 8th to 9th grade transition programs, providing opportunities for meaningful connections with adults, and implementing rigorous, engaging, and relevant curricula.
- ✓ Provide academic, financial, and social supports to help increase college enrollment and completion.
- ✓ Help families save for college by implementing the CollegeBound*baby* Program.

- **Adult Education and Jobs**

- ✓ Focus on the needs of the 150,000 Rhode Island working-age adults who are not enrolled in school and have no high school diploma or have limited English-language skills.
- ✓ Increase investments in GED attainment programs, literacy and English-language programs, and workforce training.

Rhode Island KIDS COUNT

One Union Station
Providence, RI 02903
(401) 351-9400

www.rikidscount.org
rikids@rikidscount.org

Join the Conversation on Facebook & Twitter!



Rhode Island
KIDS COUNT



@RIKidsCount

#ChildPovertyRI